Driveway and Pedestrian Gates

Made from Australian Treated and Primed timbers!

Custom Made

Solid Timber Gates To Suit Your Home!

*Waterproof Joins
*Primed and Sealed
*Easy To Install
5 year warranty!

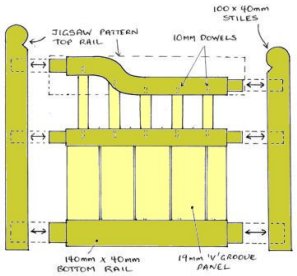

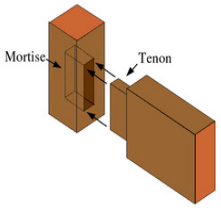

Mortise and Tenon Joints

Our gates are constructed from solid treated and primed timbers using mortise and tenon joints for maximum strength and durability!

Steel Frames

We can supply your gates with a 25mm galvanised steel frame and welded reversible hinges, for high traffic areas or extra heavy gates.



'Z' Frame Panel Gates

Courtyard and side gates constructed on a timber 'Z' frame. Available in three common designs for extra height and privacy.

DIY Kits — SAVE 20% We can supply your gates cut and ready for you to assemble. All you need is a hammer, tape measure and glue! Easy to follow instructions provided—
just tick the DIY Kit box on the order form!

ALL DAY FENCING

MASTER BUILDERS ASSOCIATION OF NEW SOUTH WALES

Website: www.alldayfencing.com.au

email: sales@alldayfencing.com.au

Sydney, Melbourne, Brisbane, Canberra.

P: 1300 633 623 (1300 6 FENCE)

ALL DAY FENCING

CUSTOM TIMBER GATES

1300 6 FENCE

www.alldayfencing.com.au

Solid Timber Gate Styles

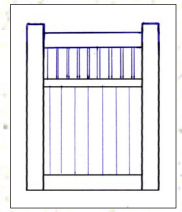
Regent

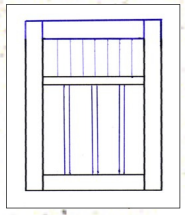
Colonial

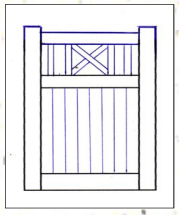
Collingwood

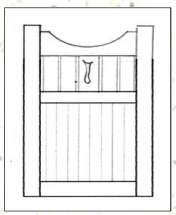
Federation

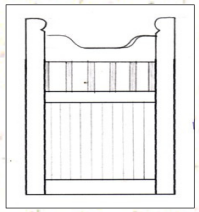
Paddington

Heritage

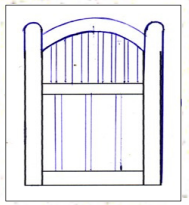
Victorian

Melrose


Art Nouveau


Windsor

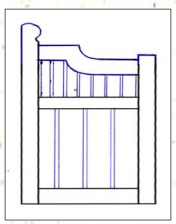
Half Windsor



Devonshire

'Z' Frame Panel Gates

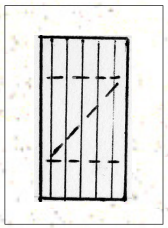
Straight top

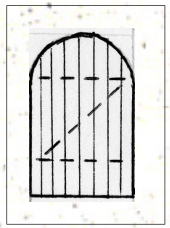
Circular top


Curved top

ORDER FORM

FAX :02 9969 8728 EMAIL: sales@alldayfencing.com.au

Name .....

Address .....

Suburb ..... State ..... Postcode .....

Delivery Required (extra) ☐ Address .....

Suburb ..... State ..... Postcode .....

Gate 1: Style ..... ☐ Solid Timber Gate ☐ 'Z' Framed Panel Gate

Height ..... mm, Width ..... mm, Quantity (No.).....

Details : ☐ Assembled and ready to paint ☐ Ready to assemble DIY Kit - ***SAVE 20%!***

☐ Galvanised steel frame and hinges **GATE 1 TOTAL $** .....

Gate 2: Style ..... ☐ Solid Timber Gate ☐ 'Z' Framed Panel Gate

Height ..... mm, Width ..... mm, Quantity (No.).....

Details : ☐ Assembled and ready to paint ☐ Ready to assemble DIY Kit - ***SAVE 20%!***

☐ Galvanised steel frame and hinges **GATE 2 TOTAL $** .....

*How to measure the **Height** and **Width** of your Gates.

All gates should have a clearance of 10mm on all sides.

1. **Width:** Measure the opening size at the bottom and the top. Use the larger measurement as your gate can be trimmed to fit. Deduct 20mm for single gates, or 30mm for double gates.

2. **Height:** Measure the height of your gate at both sides. Deduct 40mm ground clearance from the larger measurement. If your land is not level allow sufficient ground clearance so the gate can open.

Gate 1 + Gate 2	**$** .....
Delivery	**$** .....
Sub Total	**$** .....
G.S.T.	**$** .....
Total	**$** .....
Deposit	**$** .....